

**iFarm**  
Feilding  
Sale  
Indicator

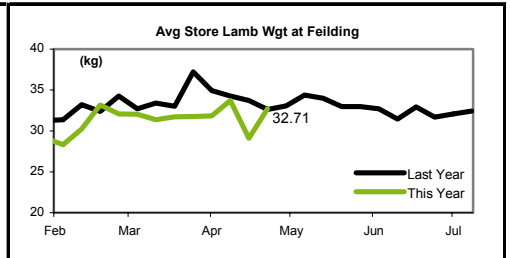
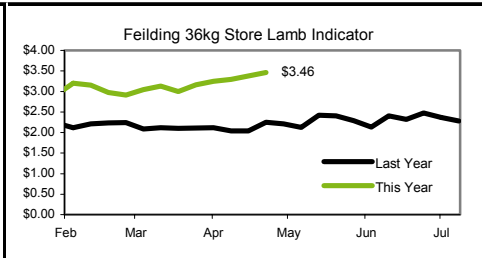
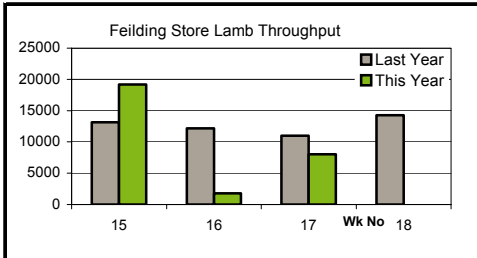
**\$3.60**  
(¢/kgLWT)

AvgWt 32.7kg

iFarm Indicator utilises prices from all lambs sold at today's Feilding sale.

Prices continued to climb in the lamb section at Feilding today reaching formidable heights despite over 8000 up on offer. The sale indicator jumped 25cents/kg on last week and is a whopping \$1.27/kg ahead of a year ago levels (for an identical weighted sale). Prices look set to strengthen further with new grass and winter crops about to kick in at a time when supplies are likely to drop. It seems many are pre-empting this increasing trend with active bidding throughout the day as buyers looked to secure what they could. A few lines cracked \$4/kg today so its anybody's guess as to what will be reached in the coming months. The ewes were nothing to write home about with almost all in very mediocre condition.

Sale Tallies	
Store Lamb	8041
Store Hogget	
Breeding Ewe	61
Breeding Ewe (RWR)	169
Breeding Ewe (SIL)	
Ewe (Dries/Wetdry)	
Ewes with LAF	
Other sheep	
<b>Total Sale</b>	<b>8271</b>



The smallest Taihape hogget fair for some time saw only 6000 on offer yesterday. Buyer competition was fierce for the males with the top price of \$138/hd going to a line of 255 Romney cryptorchids. The best ewe lambs made a handy \$132.50/hd.

### LAMB

Sex	Wt Band (kgLW)	Tally	\$/kg	\$/hd	Trend	Min \$/hd	Max \$/hd	%Sch
Ewe	22 - 23kg	106	3.98	87.50	-	-	-	0.58
Ewe	26 - 27kg	390	3.77	101.01	-	98	102	0.55
Ewe	28 - 29kg	472	3.88	111.94	LIFT	96	119.5	0.56
Ewe	30 - 31kg	673	3.76	115.24	-	106	119	0.55
Ewe	32 - 34kg	966	3.60	117.11	-	114	123.5	0.52
Ewe	35 - 37kg	469	3.42	119.79	-	116	122.5	0.50
Male	22 - 23kg	73	3.72	85.50	-	-	-	0.54
Male	28 - 29kg	385	4.02	115.50	-	105	119	0.59
Male	32 - 34kg	659	3.76	123.29	LIFT	115	125	0.55
Male	35 - 37kg	1187	3.50	123.67	-	111.5	126.5	0.51
Male	38 - 40kg	786	3.40	131.32	-	127	141	0.49
Male	41 - 43kg	235	3.27	134.00	-	-	-	0.48
Mixed Sex	26 - 27kg	60	3.65	95.00	-	-	-	0.53
Mixed Sex	30 - 31kg	237	3.68	111.73	-	98	115	0.54
Mixed Sex	32 - 34kg	170	3.42	113.00	-	100.5	113	0.50
Mixed Sex	35 - 37kg	104	3.47	121.50	-	-	-	0.51

If more than 30% of lambs in any weight band record prices that are significantly higher or lower than our indicator prices then these will be documented in the 'stronger' and 'weaker' groups below. In this way you will be able to obtain a well rounded picture of the sale.

Stronger				
Class	Weight Band	Tally	\$/hd	\$/kg
Ewe	28 - 29kg	223	\$119.50 - 119.50	\$4.12 - 4.12

Weaker				
Class	Weight Band	Tally	\$/hd	\$/kg
Ewe	30 - 31kg	257	\$106.00 - 108.00	\$3.53 - 3.60
Mixed Sex	32 - 34kg	88	\$100.50 - 100.50	\$3.14 - 3.14

SALE STATISTICS for LAMB			
	TW	LW	LY
Avg\$/hd	\$117.75	\$100.32	\$75.96
Avg\$/kg	\$3.60	\$3.45	\$2.33
AvgWt	32.7	29.1	32.6

### EWE

Age	Tally	Status	Breed	Condition	\$/hd
5yr	42	RWR	Per	L/M	\$124.00
MA	43		Per	L	\$63.00
MA	18		Rom	L/M	\$86.00
MA	5	RWR	Rom	L/M	\$110.00
MA	77	RWR	Rom	L/M	\$82.00
MA	35	RWR	Rom	M	\$82.00
MA	10	RWR	Rom	L	\$81.00